


Maths

This week we will be focusing on place value. This week we will be focusing on rounding numbers; this is a new skill we have not worked on before in Year 4 but you may remember this from Year 3. By the end of the week, we will be thinking about the value of different digits within a number.

Monday	Tuesday	Wednesday	Thursday	Friday
<p>Watch the video – https://vimeo.com/452198359 Round to the nearest 10</p> <p>Complete the activity sheet linked to this lesson.</p> <p>Don't forget to check your answers and correct any questions you have got incorrect.</p> <p>Once you are finished, have a go at the challenge sheet.</p>	<p>Watch the video – https://vimeo.com/452198607 Round to the nearest 100</p> <p>Complete the activity sheet linked to this lesson. Don't forget to check your answers and correct any questions you have got incorrect.</p> <p>Once you are finished, have a go at the challenge sheet.</p>	<p>Watch the video – https://vimeo.com/455437546 Count in 1000s</p> <p>Complete the activity sheet linked to this lesson. Don't forget to check your answers and correct any questions you have got incorrect.</p> <p>Once you are finished, have a go at the challenge sheet.</p>	<p>Watch the video – https://vimeo.com/455438217 1000s, 100s, 10s, 1s</p> <p>Complete the activity sheet linked to this lesson. Don't forget to check your answers and correct any questions you have got incorrect.</p> <p>Once you are finished, have a go at the challenge sheet.</p>	<p>Watch the video – https://vimeo.com/456123805 1000 more or less</p> <p>Complete the activity sheet linked to this lesson. Don't forget to check your answers and correct any questions you have got incorrect.</p> <p>Once you are finished, have a go at the challenge sheet.</p>

Remember to spend some time each day on [Times Table Rock Stars](#)
 On a Friday we will celebrate the top 3 children on each class's leader board in our Teams Meeting!

Alternative learning provision – Year 4
 Week 7 – W.C. 14.02.2022



English				
This week the children will be focussing on a unit based on the story 'Street Child' which is set during Victorian Times. All of the teaching videos this week can be found using the links below or the home learning page for each day.				
Monday	Tuesday	Wednesday	Thursday	Friday
<p>Learning objective: To engage with the text and the main character.</p> <p>In this lesson, we will be introduced to a historical time period. We will read chapter 8 and answer some questions to help develop an understanding of the main character's personality.</p> <p>You will need: Teaching video (use this link to access the video) Homework book/paper Pen/pencil</p>	<p>Learning objective: To make inferences about the main character.</p> <p>In this lesson, we will read a little bit more about the workhouses and answer some retrieval and inference questions. After that we will reflect upon Jim's character based on what we have read so far.</p> <p>You will need: Teaching video (use this link to access the video) Homework book/paper Pen/pencil</p>	<p>Learning objective: To ask questions when reading to help with our comprehension.</p> <p>In this lesson, we will see how asking questions and building an 'internal voice' in our head when reading can help us build comprehension. We will also consider some of the author's language choices and make a prediction.</p> <p>You will need: Teaching video (use this link to access the video) Homework book/paper Pen/pencil</p>	<p>Learning objective: To consider the author's characterisation.</p> <p>In this lesson, we will read the next part of the story and make inferences about the new character.</p> <p>You will need: Teaching video (use this link to access the video) Homework book/paper Pen/pencil</p>	<p>Learning objective: To reflect upon the story and Victoria society.</p> <p>In this lesson, we will read some of chapter 24. In this chapter Shrimps is very unwell after being robbed. Jim is trying to look after him while trying to find a doctor. We will make comparisons between society in the Victorian times and now.</p> <p>You will need: Teaching video (use this link to access the video) Homework book/paper Pen/pencil</p>

Spelling				
This week, we are looking at word families. These are words that come from the same group of words. The specific root words we will be looking at are 'phon' and 'real'. If the spelling task has taken you less than 20 minutes to complete, then spend the rest of your time on the 'spelling' section of Reading Eggs.				
Monday	Tuesday	Wednesday	Thursday	Friday
<p>For today's spelling and handwriting follow the narrated PowerPoint.</p> <p>Handwriting words: Phone, phonics and microphone.</p> <p>Spelling activity: Fill in the missing word to complete the sentence.</p> <p>Top tip: Copy out or print this week's spelling words and put them somewhere where you can remind yourself of the spelling rule!</p>	<p>For today's spelling and handwriting follow the narrated PowerPoint.</p> <p>Handwriting words: Telephone, homophone and real.</p> <p>Spelling activities: 1. Find the five correctly spelt words 2. Look, Say, Cover, Write and Check activity sheet.</p>	<p>For today's spelling and handwriting follow the narrated PowerPoint.</p> <p>Handwriting words: Reality, realistic and unreal.</p> <p>Spelling activities: Dictation sentences</p>	<p>For today's spelling we would like you to complete the word search or word family jigsaw puzzle activity which contain all the words from this week's spelling list.</p> <p>Something more (optional): Write a sentence or say a sentence out loud with a word from this week's spelling list.</p>	<p>For today's spelling test follow the narrated PowerPoint. Find this by clicking the Friday tab above.</p> <p>The word will be said in a sentence and then repeated again. At the end of the PowerPoint will be the list of words for you to mark your spellings.</p> <p>Tick each letter and circle any parts of the word you have got incorrect – this will help you to remember this for next time!</p>
Remember to spend some time each day on Reading Eggs and Spelling Shed .				

Alternative learning provision – Year 4
Week 7 – W.C. 14.02.2022



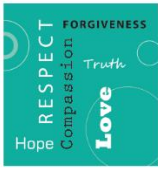
Alternative learning provision – Year 4
Week 7 – W.C. 14.02.2022



ST. MARY'S
CE Combined School
AYLESBURY


Topic				
Monday	Tuesday	Wednesday	Thursday	Friday
Science	PE	French	RE	Art
<p>Today we are going to be doing an end of unit Science quiz to assess our knowledge on 'Electricity'.</p> <p>Before completing the quiz, have a look at the Science knowledge organiser for Electricity to remind yourself of your learning.</p> <p>Parents please note you may read the questions to the children but please do not tell them the answers.</p>	<p>PE- Gymnastics</p> <p>This term the children will be doing gymnastics in PE. We will be looking at creating balances and using our bodies to balance with control.</p> <ol style="list-style-type: none"> 1. Follow the following link to the online PE lesson on performing basic and intermediate gymnastics balances with control: Click here to access today's lesson. 2. Watch the lesson video, pause when the teacher asks you to do so. 3. You might wish to film yourself performing some of the balances/sequence so you can evaluate your performance. Have a think about what you did well and how you could improve further. 	<p>The children have been learning to talk about the weather in French this half term. Today the children will be learning to talk about the weather around the world in French.</p> <ol style="list-style-type: none"> 1. Work through the PowerPoint about the weather around the world. Use the voice clips to begin to develop an understanding of how to pronounce the French vocabulary. 2. Complete the activity by using the PowerPoint slides. 	<p>In our RE lesson this week you will:</p> <ul style="list-style-type: none"> -Explain your understanding of Jewish laws -Explain how the Jews use the food laws to show their respect towards God's authority. <p>We will also evaluate Egbert's question: How important is it for Jewish people to do what God asks them to do?</p> <p>Click this link RE Video Lesson for the teaching video.</p> <p>You will need:</p> <ul style="list-style-type: none"> -Activity worksheet -Pencil/pen -Scissors -Glue stick 	<p>In today's lesson we will:</p> <p>Looking at art modern work involving umbrellas</p> <p>We will use a template to create our own piece of art work using pattern and colour.</p> <p>You will need the umbrella template, scissors, glue, paints or pencils or felt pens to decorate your work. You might need some paper or card to stick your work to (old cardboard box</p>

Alternative learning provision – Year 4
 Week 7 – W.C. 14.02.2022




ST. MARY'S
 Catholic School
 ATLESBURY

				<p>flattened will also work)</p> <p>Click here you will find today's video lesson which will explain what you need to do.</p>
--	--	--	--	---

<p>Extra tasks</p>	<p>As well as the activities above aim to:</p> <ul style="list-style-type: none"> • Read for at least 30 minutes a day • Practise your times tables (using the inverse too) • Use your times table rockstars account https://trockstars.com/ • Reading Eggs https://readingeggs.co.uk/ <p>Remember your teacher will be able to see and track all your progress and the time you are spending on both of these accounts!</p> <ul style="list-style-type: none"> • Help out around the home wherever you can <p>It may feel upsetting and nerve-wracking knowing you are learning from home once again but remember you have done this before and if we all do our bit together then we will get through it all. You may want to keep a diary or journal of your time away from school. You can write about what each day has been like and what you've done. Make it interesting and include any thoughts and feelings you've had. It's ok if you miss school; we're missing school and we miss you too. We're looking forward to hearing some of your journal entries when we're all back at school!</p> 
---------------------------	---

<p>Each week the lessons may use a combination of resources:</p> <ul style="list-style-type: none"> - Some lessons will be narrated PowerPoints/videos from either Mrs Thomas or Miss Ilyas. For the PowerPoints, you will need to download them and then open them for the sound to work. For the videos, you will need to click on the links under each day's folder. Please let us know if you encounter any issues.
--

Alternative learning provision – Year 4
Week 7 – W.C. 14.02.2022



- For online lessons using **Oak National Academy**, click the link, then click **start lesson**. Once you have completed the lesson video, click **next** and you will get to the activity (use the sheet provided) and final quiz to complete as a challenge. You will require something to write with for all lessons.

For online lessons using **White Rose**, you will need to use the worksheets which you download from the school website home-learning section under each day's folder. These worksheets are for use alongside the video. Watch the video on the link first. During this, there are a number of points for you to practice the taught skill and be guided in what you need to do. After completing it, complete the worksheet. The answers to the worksheet will also be on the school website.